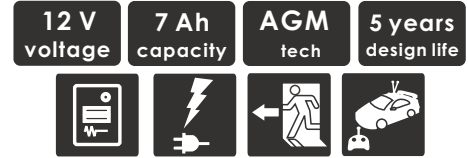


## GENERAL SERIES VRLA BATTERY

GB series offers 5 years full maintenance free design life. With compact design and good reliability, this series is highly suited for security and alarm systems, UPS systems, emergency light systems and other small backup applications.



### TECHNICAL SPECIFICATIONS

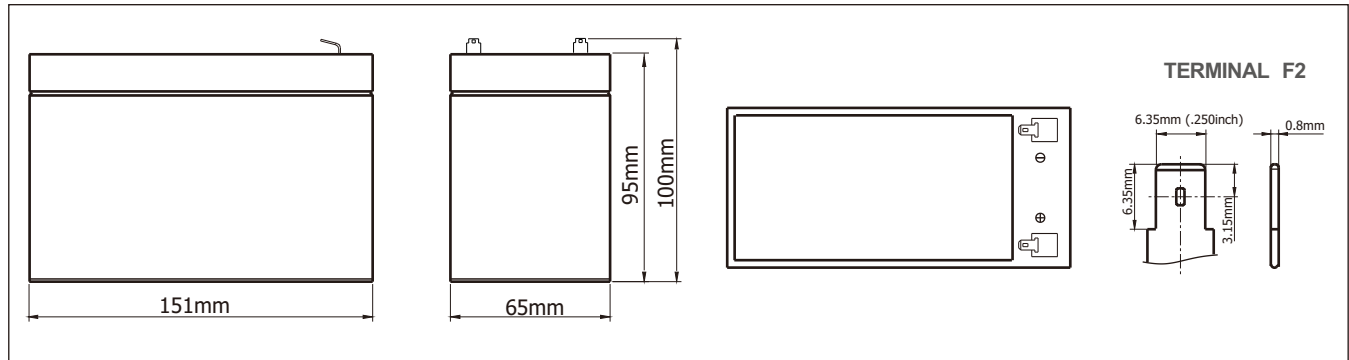
Nominal Voltage (V)	12 (6 cells per unit)
Designed Floating Life (20°C)	5 Years
Nominal Capacity (25°C)	7 Ah @ 20HR-rate (to 1.75Vpc)
Dimension (mm)	L151mm x W65mm x H100mm
Approx. Weight	2.1 kg
Terminal Type	Fasten Tab F2
Internal Resistance	Approx. 0.028 Ohm (fully charged @ 25°C)
Max. Charge Current	2.1 A
Max. Discharge Current (5S)	105 A
Short Circuit Current	600 A
Self Discharge	Approx. 2.5% per month @ 20°C
Ambient Temperature	Discharge: -15~55°C Charge: -15~45°C Storage: -15~45°C
Float Charge Voltage	13.6V @25°C (-3mV/ cell/ °C)
Equalize Charge Voltage	14.1V @25°C
Container Material	ABS (UL94-V0 optional)



### Complied standards

- GB/T19639
- IEC61056
- JIS C8702
- UL1989

### BATTERY DIMENSIONS

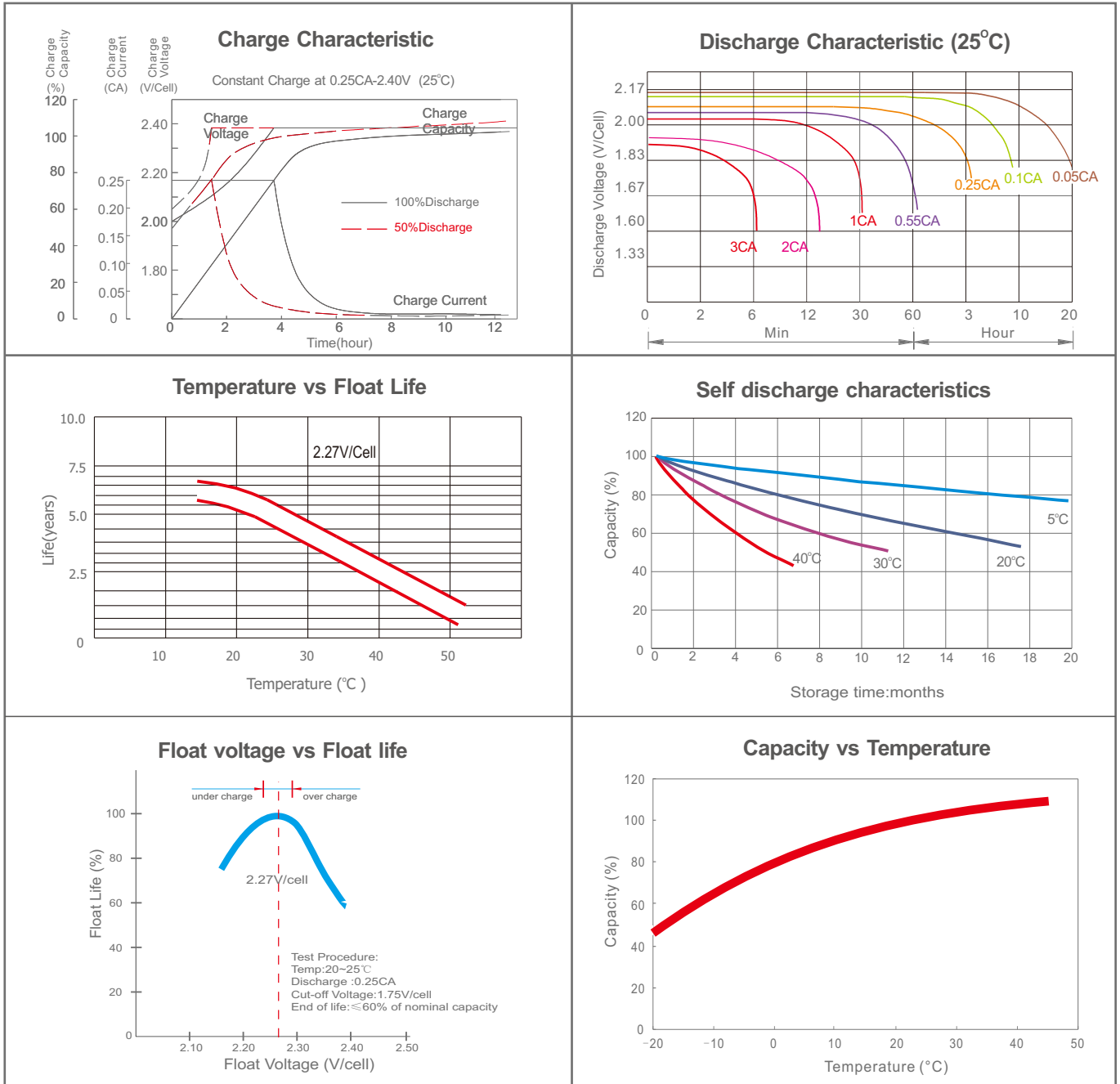


### BATTERY DISCHARGE TABLE

Constant Current Discharge Characteristics: Amps (25°C)												
F.V/Time	5min	10min	15min	30min	1h	2h	3h	4h	5h	8h	10h	20h
1.60V	28.1	17.4	13.3	7.90	4.61	2.73	1.95	1.52	1.26	0.85	0.70	0.371
1.67V	26.1	16.8	12.8	7.71	4.55	2.70	1.93	1.50	1.24	0.84	0.69	0.365
1.70V	24.2	16.1	12.5	7.58	4.48	2.67	1.91	1.48	1.23	0.83	0.68	0.358
1.75V	22.1	15.4	12.2	7.41	4.40	2.63	1.89	1.47	1.21	0.82	0.67	0.350
1.80V	19.8	14.5	11.9	7.28	4.31	2.60	1.86	1.45	1.20	0.81	0.66	0.342
1.85V	17.5	13.7	11.6	7.13	4.25	2.56	1.84	1.43	1.19	0.80	0.65	0.333

Constant Power Discharge Characteristics: W/cell (25°C)												
F.V/Time	5min	10min	15min	30min	1h	2h	3h	4h	5h	8h	10h	20h
1.60V	49.4	31.3	24.2	14.6	8.59	5.13	3.68	2.89	2.40	1.63	1.34	0.72
1.67V	46.5	30.5	23.6	14.3	8.53	5.10	2.67	2.86	2.38	1.62	1.33	0.71
1.70V	43.7	29.5	23.2	14.2	8.46	5.08	3.66	2.85	2.37	1.61	1.32	0.70
1.75V	40.3	28.5	22.8	14.0	8.38	5.06	3.65	2.84	2.36	1.60	1.31	0.69
1.80V	36.6	27.3	22.5	13.9	8.28	5.03	3.63	2.83	2.35	1.59	1.30	0.68
1.85V	32.9	26.0	22.2	13.7	8.24	5.00	3.62	2.81	2.30	1.58	1.29	0.67

**CHARACTERISTICS**



**FINAL VOLTAGE SETTINGS RECOMMENDED ACCORDING TO THE DISCHARGE CURRENT**

Discharge Current I (A)	$I \leq 0.08C$	$0.08C \leq I < 0.2C$	$0.2C \leq I < 0.6C$	$0.6C \leq I < 1.0C$	$I \geq 1.0C$
Final of Voltage	$\geq 1.85V_{pc}$	$\geq 1.80V_{pc}$	$\geq 1.75V_{pc}$	$\geq 1.70V_{pc}$	$\geq 1.60V_{pc}$

Aeson Power

18/40 Ricketts Road, Mount Waverley

Tel: +61 3 9545 5993

Website: www.aesonpower.com.au

Email: info@aesopower.com.au

